



Woodlands Ring Primary School

**P1 Parents' Primer and Connect Session
8 November 2024**

Outline of Presentation

- P1 Bridging Programme
- Getting Ready for School
- Home-School Partnership

Classroom activity

A4 File

- Parent's Handout
- Name tag
- Booklist
- Activity sheets
- The Family Values Card Game
- Bookmarks specially made by our CCA Leaders
- Resources (Zone of Regulation Cards & Breathing Technique Cards)
- Pen Collaterals from our Care Corner



Smoothing the transition to Primary 1

1. Transition is the process in which a child moves into a new environment

2. When moving from pre-school to primary, a child will have to adapt to unfamiliar setting and routines

When your child has transited well, he/she will:

- Feel safe and comfortable in the new environment
- Be able to manage daily challenges
- Be able reach out to teachers and/or peers for support when needed

WRPS P1 Bridging Programme 2025

WRPS Bridging Programme

Help children transit smoothly from pre-school to their first year of primary school

- Social and Emotional Readiness
- Classroom Readiness
- Self-Confidence

WRPS Bridging Programme

January 2025

December 2024

S	M	T	W	T	F	S
1	2	3	4	5	6	7
8	9	10	11	12	13	14
15	16	17	18	19	20	21
22	23	24	25	26	27	28
29	30	31				

February 2025

S	M	T	W	T	F	S
						1
2	3	4	5	6	7	8
9	10	11	12	13	14	15
16	17	18	19	20	21	22
23	24	25	26	27	28	

Sunday	Monday	Tuesday	Wednesday	Thursday	Friday	Saturday
			1	2	3	4
5	6	7	8	9	10	11
12	13	14	15	16	17	18
19	20	21	22	23	24	25
26	27	28	29	30	31	

© wikidates.org

WRPS Bridging Programme

January 2025						
Sunday	Monday	Tuesday	Wednesday	Thursday	Friday	Saturday
			1	2	3	4
5	6	7	8	9	10	11
12	13	14	15	16	17	18
19	20	21	22	23	24	25
26	27	28	29	30	31	

Part 1

When:
2 Jan – 3 Jan &
6 Jan – 8 Jan

Part 2

When:
9 Jan – 10 Jan

P1 Orientation Bridging Programme (Part 1)

- Diverse group settings
- Interaction among the children
- Adapting to school environment with structures and routines

When:
**2 Jan – 3 Jan &
6 Jan – 8 Jan**

How:
Group Number

P1 Orientation Bridging Programme (Part 2)

PG notice on 8 Jan
2025

- Come together as a class
- Get to know one another
- Build Teacher-Student relationship

When:
9 Jan – 10 Jan

How:
Classes

Important Dates

Students will assemble by classes on 9 Jan onwards

Part 1
(By Group)

2/1 - 3/1 & 6/1 - 8/1

Part 2
(By Class)

9/1 - 10/1

8/1:
PG Notification
of Classes

10/1
Class
Timetable
will be
issued

Getting Ready for School

First
DAY OF
School

Primary 1

Tuesday, 2 January 2025




Primary 2 to 6

Friday, 3 January 2025

School Hours

Days	Time
Monday, Tuesday, Thursday & Friday	7.30 a.m. – <u>1.30 p.m.</u>
<u>Wednesday</u>	7.30 a.m. – <u>12.30 p.m.</u>
Students are strongly encouraged to be in school by 7.20 a.m. for flag-raising ceremony	

P1 School Hours

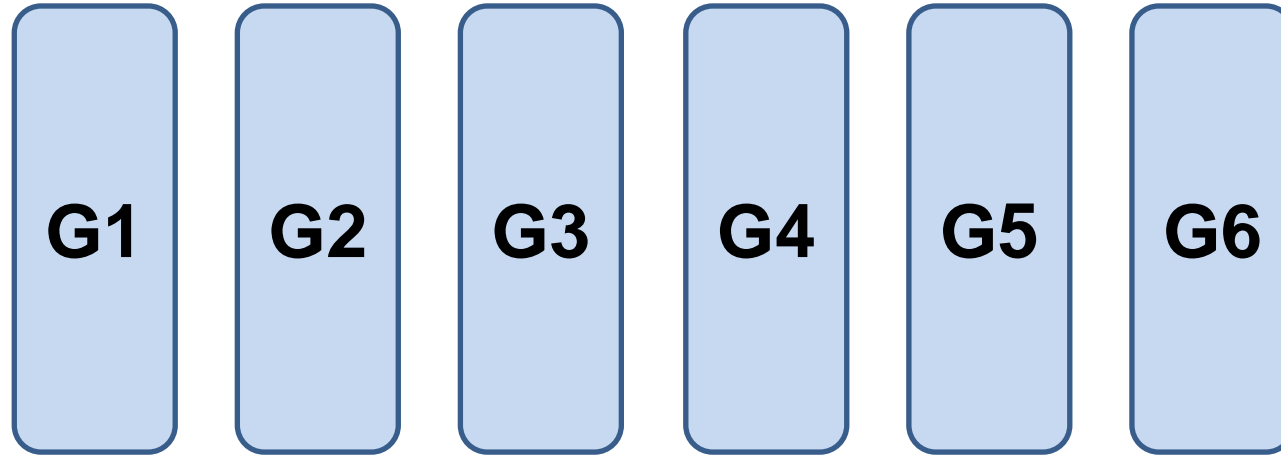


Days	Time
Thursday, 2 January 2025	7.30 a.m. - 12.30 p.m.
Friday, 3 January 2025	7.30 a.m. – 1.20 p.m.
<u>Monday, 6 January 2025 onwards</u>	Mon, Tue, Thu, Fri: 7.30 a.m. – 1.20 p.m. Wed: 7.30 a.m. – 12.20 p.m.
<i>Students are strongly encouraged to be in school by 7.20 a.m. for flag-raising ceremony</i>	

First Day @ School on 2 Jan 2025

Hall Layout

Stage



Parents

2 Staggered Recess Timings on 2 Jan 2025 - *Day 1 only*


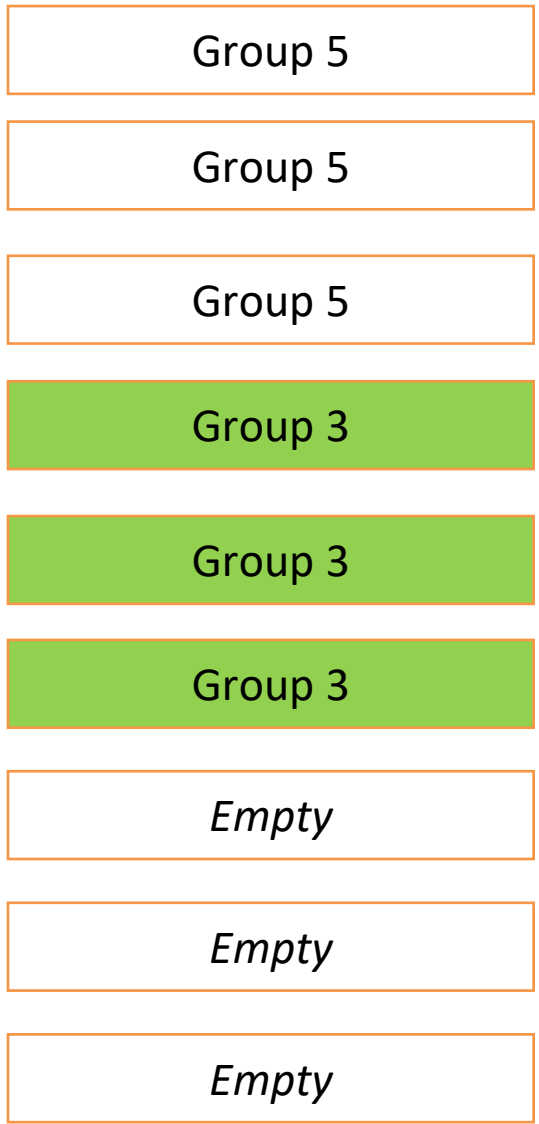
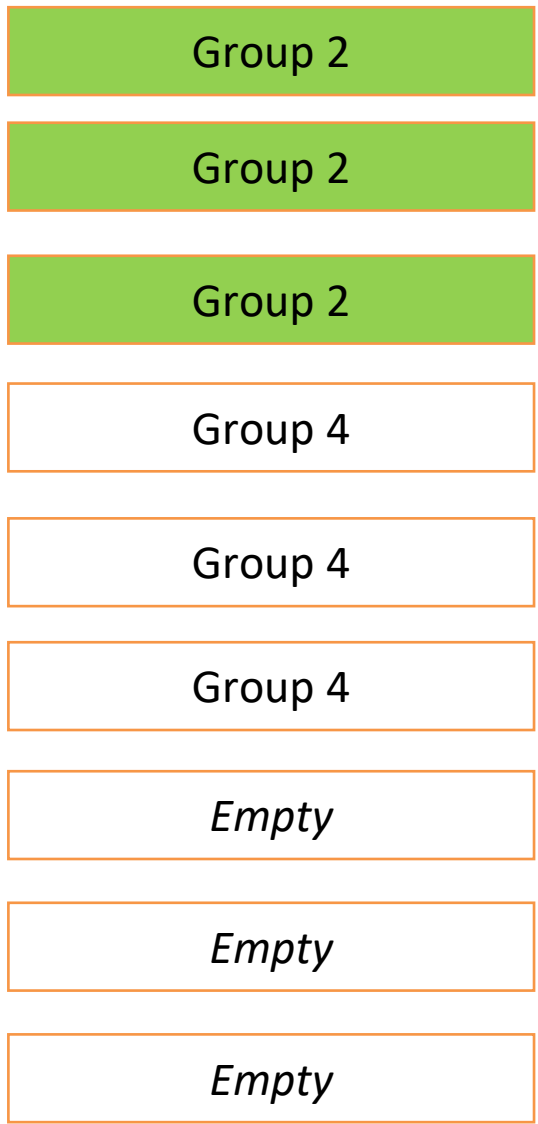

Class	Recess	Remarks
Group 1 Group 2 Group 3	8.45 a.m. to 9.30 a.m.	Parents can return to school by 8.35 a.m. to view the recess.
Group 4 Group 5 Group 6	9.45 a.m. to 10.30 a.m.	Parents can return to school at 9.35 a.m. to view the recess

NOTE:

- *From 3 January onwards, P1 Recess will be from 9 a.m. - 9.30 a.m. as reflected on timetable.*
- *P4 students will be assigned as buddies for your child*

1st Recess

Canteen Stalls


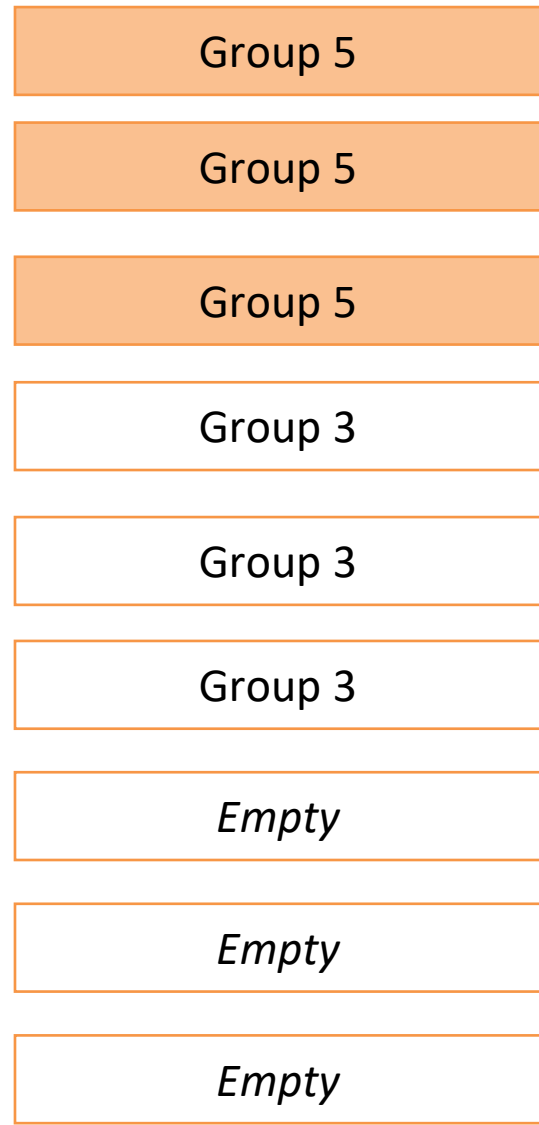



8.45 a.m. to 9.30 a.m.

Seating Arrangement(Canteen Layout)

2nd Recess

Canteen Stalls



9.45 a.m. to 10.30 a.m.

Seating Arrangement(Canteen Layout)

Sharing Sessions for Parents on 2 January 2025

Title of Sessions	Time	Venue
Raising Readers By National Library Board	8.00 a.m. – 8.30 a.m.	School Hall
The Art of Understanding By Senior School Counsellor	10.45 a.m. – 11.15 a.m.	
Helping our Children to transit into P1 with ease By Special Education Needs Officers	11.15 a.m. – 11.45 a.m.	
Home-School Partnership in Math By Math Department	11.45 a.m. – 12.15 pm	

Attire

- School uniform (2 Jan)
- School Uniform / PE Attire (3 Jan to 10 Jan)
- Nametag (plastic case)
- White school shoes and WRPS Socks

From Monday, 13 January 2025 onwards:

- Take note of days your child would have to put on the School Uniform or the P.E. Attire. Information will be on the timetable.

Important Dates

Friday, 10/1

Timetable will be issued



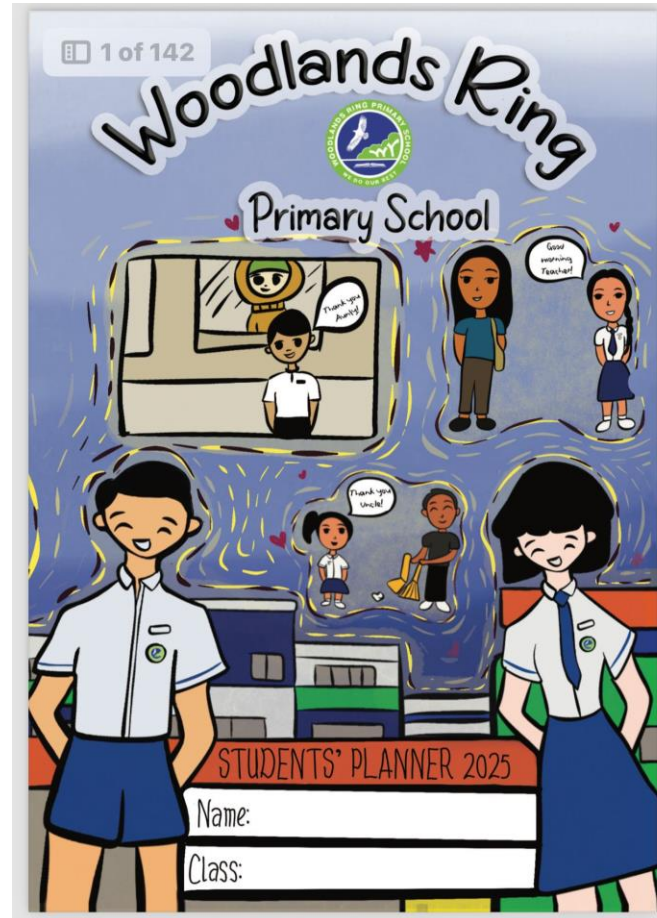
Monday, 13/1

- Timetable will take effect
- Commencement of collection of files/books

Things to bring daily

Light weight bag (no wheels)

- Pencil case
- 3-4 sharpened pencils
- Short ruler
- An eraser
- Coloured pencils
- Student's Planner
- Water bottle
- A story book
- Correspondence File (red file)
- Pocket money



1 of 142

Woodlands Ring Primary School

Personal Particulars

Name: _____

Address: _____

Home Telephone / Mobile Number: _____ Class: _____

Date of Birth: _____

Medical Condition / Allergy: _____

School Bus No.: _____ School Bus Operator Tel: _____

Name of Student Care (Tel): _____

Brothers / Sisters In Woodlands Ring Primary School

Name: _____ Class: _____

1. _____

2. _____

In Case Of Emergency

Name of Parent/Guardian: _____ Relationship: _____

Contact Number: _____ (HP): _____ (Office): _____

Daily Commuters to Johor Bahru (Please provide a local contact)

Name: _____ Relationship: _____

Contact Number: _____ (HP): _____ (Office): _____

After-School Lessons (ASLS) & Co-Curricular Activity (CCA)

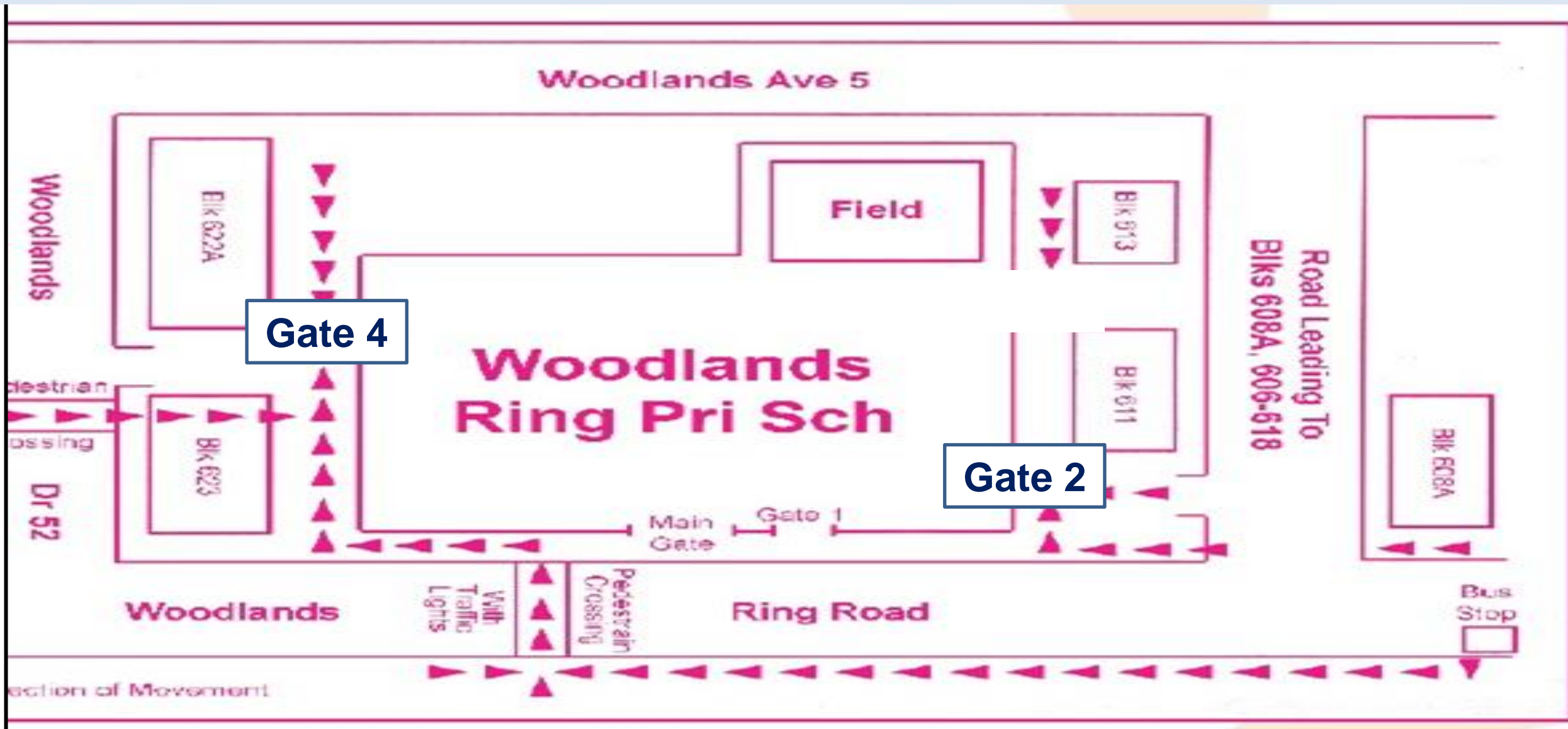
Description	Day	Time	Teacher I/C

1

Arriving at School



Map



Gate 2



Gate 4



Passionate Learners  **Gracious Citizens**

Dropping off at the Foyer



Canteen



Canteen



1

5

8

Halal Stalls @ Canteen



Snack Break

- 10 mins snack time at 12 noon
- Prepare a simple dry snack (e.g. bread, fruits, biscuits)



Dismissal Procedures

Viewing of Dismissal (School bus / Big Heart / External Student Care)

2 January 2025

- Meet us at the canteen at 12.20 pm if your child is taking the **school bus** or attending **Big Heart Student Care** or any **other external Student Care Centres**
- Dismissal for the above children will take place at the School Basketball Court

Viewing of Dismissal (School bus / Big Heart / External Student Care)



Basketball Court

Dismissal Procedures

**Submission of FORM SG:
11 November 2024 – 2 December 2024**

No.	Dismissal Arrangement	Venue
1.	Gate 2	Gate 2
2.	Gate 4	Gate 4
3.	Waiting for older siblings	Canteen
4.	School Bus	Basketball court
5.	External Student Care (eg. Dedicated SC, Little Star, etc.) with bus service	Basketball court
6.	External Student Care (eg. Dedicated SC, Little Star, etc.) with teacher on site	Basketball court
7.	Big Heart Student Care Centre @ WRPS	Basketball court

Dismissal at Gates 2 / 4

- Main Teacher stationed at Gates 2 & 4
- Call out group by group (Groups 1 – 6)
- Handover of child to family member/ helper
- Be punctual
- Child will remain at the waiting area within the school compound with the teacher
- Please come nearer to the gate once your child's group is called out.

- Teacher will lead your child to the basketball court
- Child will sit at a designated spot

Waiting for Siblings

- Teacher will lead your child to the canteen
- Designated space for them to sit at the canteen



Keying in Info in FORMSG by 2 Dec 2024

9. Dismissal Arrangement:

Please choose one of the options below.


- 1. My child/ward will be picked up at Gate 2.
- 2. My child/ward will be picked up at Gate 4.
- 3. My child/ward will be taking the school bus home.
- 4. My child/ward will be attending an external Student Care Centre and will be taking the bus to the Student Care Centre. (Proceed to Qn 10)
- 5. My child/ward will be attending an external Student Care Centre and will wait at the foyer for his/her Student Care Teacher. (Proceed to Qn 10)
- 6. My child/ward will wait for his/her older sibling at the canteen.
- 7. My child/ward will be attending the Big Heart Student Care Centre located within the school's premises.

SCAN ME



<https://tinyurl.com/WRPSP12025>

Home-School Partnership



Home-School Partnership

Join the Parent Support Group (PSG)!

- A group of dedicated parents who partner the school to support fellow parents in nurturing their children.

Meet them at
the back of the
hall to register
your interest



Home-School Partnership

Communicating with your child's teacher

- Regular conversations with teachers in both academic and non-academic areas
- Email address of teachers
- Using of student's planner/correspondence file

Parent-Child Activity Book (Digital)

10 TIPS FOR PARENTS to help you navigate your child's first year in primary school.

- Chat with your child
- Boost their confidence
- Practise various scenarios
- Create something interesting
- Thank others for their help
- Pledge to do things together

Parent kit
View the various parent kits available.


Education Stages	Learning	Technology	Parent-Child Relationship	Well-Being	Personal Growth
------------------	----------	------------	----------------------------------	------------	-----------------

Parent-child activities to strengthen family relationships and bond with your child

Parent-Child Activity Book

The Parent-Child Activity Book (PCAB) is specially designed to help your child transit from preschool to P1. The PCAB includes 10 tips, and is filled with fun and meaningful parent-child activities for you to try with your child.


A Great Start to Primary School



Talk about your child's likes in this 'About Me' activity and commemorate the first day of school with your child.

Last updated: 1 Nov 2022

How To Use This Book



This marks the start of your child's very own adventure! Read this mini guide to find out how you can use the activities to help your child transit to P1.

Last updated: 1 Nov 2022



How To Use This Book?


Primary school is an exciting time for all – not just for the kids, but for parents, too!

In this book, you'll find 10 tips for parents—to help you and your child adjust smoothly to primary-school life. Each tip includes activities which you can do together.

As this is an e-version, you may want to download this and print it, and let your child write or draw on paper. If you prefer an environmental-friendly way, screenshot the pages, or download it and use a mobile application for your child to doodle on it.

With your child, pick the activities that you'd like to do. You don't have to do them all!

This book tells you what to do



Use an application and allow your child to doodle on it!

Activities Inside Include:

Pledge
Make promises and keep them

Boost
Every child needs encouragement

Thank
Show gratitude. It's a great habit!

Create
Make something awesome together

Practise
Get together with new readers

Show-and-Tell
Keep that conversation flowing

This will be a year of making great memories, together. Have fun learning with your child!
Your adventure begins on the next page.

Home-School Partnership

Parents Gateway

- Have you downloaded?

Please approach us should you need any help on PG related matters

Contact Us

- School website: <https://woodlandsringpri.moe.edu.sg>
- School email address: wrps@moe.edu.sg
- General Office Number: **6364 3679**
- School WhatsApp Number: **8725 8217**

Parents' Engagement Session for P1

Date: Monday, 20 January 2025

Time: 5 p.m. to 7 p.m.

Mode: Face-to-Face Session



Care Corner Singapore

Families For Life





Support Your Child's Transition to Primary School!

Organised by
Care Corner Families For Life

Learn practical strategies to help your child thrive in their new environment!

- Understand child development
- Manage emotional behaviors
- Prevent challenging behaviors
- Build strong relationships

over a series of 3 seminars based on principles of positive parenting

REGISTRATION IS REQUIRED FOR ALL PARTICIPANTS.

Click [HERE](#) to register

<https://go.gov.sg/triplep-r19>



Power of Positive Parenting & Building Confidence and Competence

7 December, Saturday
9am to 11.30am

Developing Resilience Through Transitions

10 December, Tuesday
7.30pm to 9.30pm

Care Corner Family Support Services

✉ ffl@carecorner.org.sg
☎ 6978 4090



Positive Parenting Programme is an endorsed programme by MSF



Online Parenting Talks



<https://go.gov.sg/triplep-r19>

Support Your Child's Transition To Primary School!

Calling all P1 parents,

Find out how to prepare your little one in December seminars using Triple P principles.

Saturday, 7 Dec, 9.00am-11.30am

Tuesday, 10 Dec, 7.30pm-9.30pm

SIGN UP NOW!



**YOUR CHILD IS
READY
ARE YOU?**



**JOURNEYING
WITH OUR
CHILDREN,
ACHIEVING
THEIR
ASPIRATIONS**